

Cyclone[®]

Classic Collection





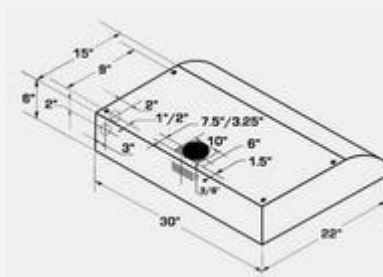
The Fusion of Design and Performance



**NA-930/C
UNDER MOUNT**

Our most popular model, the powerful and durable NA-930 is unparalleled in value. Built tough to perform and keep your air safe and clean year after year, it will be as reliable as an old friend. Features Teflon-coated fan blades that separate the grease from the airflow and can be controlled independently of each other and grease cups for hassle-free collection and disposal of grease without messy filters that reduce power.

Air Flow Volume:	680 CFM
Electrical Connection:	120V/60Hz
Electrical Consumption:	200 Watts
Fan Speed:	1550 R.P.M.
Colours:	White, Almond, Black
Venting:	6" Round (Top venting)
Dimensions:	W:30" H:4.75" D:20.75"



Model #	Colour	Venting	Size
NA930C	White	6"	30"
NA930C	Almond	6"	30"
NA930C	Black	6"	30"
NA930C	Stainless Steel	6"	30"



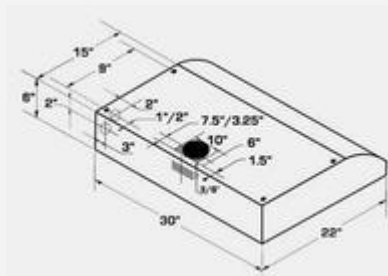
The Fusion of Design and Performance



**NA-930/R
UNDER MOUNTS**

Our most popular model, the powerful and durable NA-930 is unparalleled in value. Built tough to perform and keep your air safe and clean year after year, it will be as reliable as an old friend. Features Teflon-coated fan blades that separate the grease from the airflow and can be controlled independently of each other. Utilizes grease cups for hassle-free collection and disposal of grease without messy filters that reduce power.

Air Flow Volume:	680 CFM
Electrical Connection:	120V/60Hz
Electrical Consumption:	200 Watts
Fan Speed:	1550 R.P.M.
Colours:	White, Almond, Black
Venting:	3.25" x 10" Rectangular (Top or Rear)
Dimensions:	W:30" H:4.75" D:20.75"



Model #	Colour	Venting	Size
NA930R	White	3 1/4" x 10"	30"
NA930R	Almond	3 1/4" x 10"	30"
NA930R	Black	3 1/4" x 10"	30"
NA930R	Stainless Steel	3 1/4" x 10"	30"



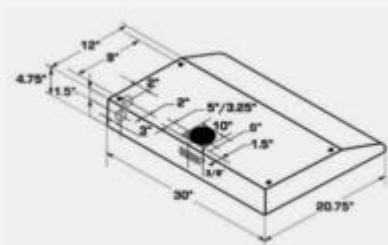
The Fusion of Design and Performance



**CY-1000/C
UNDER MOUNT**

Designed with an emphasis on style, this modern-looking, sleek fan is a subtle yet dramatic addition to any assortment of kitchen appliances. A favourite among builders, the CY-1000 makes an ideal upgrade for first time home buyers. Features Teflon-coated fan blades that separate the grease from the airflow and can be controlled independently of each other. Utilizes grease cups for hassle-free collection and disposal of grease without messy filters that reduce power.

Air Flow Volume:	680 CFM
Electrical Connection:	120V/60Hz
Electrical Consumption:	200 watts
Fan Speed:	1550 RPM
Colours:	White, Almond, Black, Stainless Steel
Venting:	6" Round (Top venting only)
Dimensions:	W:30" H:4.75" D:20.75"



Model #	Colour	Venting	Size
CY1000C	White	6"	30"
CY1000C	Almond	6"	30"
CY1000C	Black	6"	30"
CY1000C	Stainless Steel	6"	30"



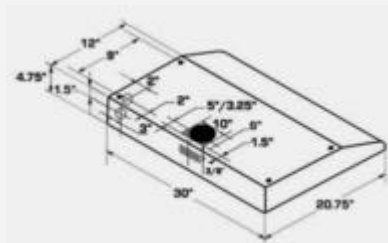
The Fusion of Design and Performance



**CY-1000/R
UNDER MOUNT**

Designed with an emphasis on style, this modern-looking, sleek fan is a subtle yet dramatic addition to any assortment of kitchen appliances. A favourite among builders, the CY-1000 makes an ideal upgrade for first time home buyers. Features Teflon-coated fan blades that separate the grease from the airflow and can be controlled independently of each other. Utilizes grease cups for hassle-free collection and disposal of grease without messy filters that reduce power.

Air Flow Volume:	570 CFM
Electrical Connection:	120V/60Hz
Electrical Consumption:	200 watts
Fan Speed:	1550 RPM
Colours:	White, Almond, Black, Stainless Steel
Venting:	3.25" x 10" Rectangular (Top or Rear)
Dimensions:	W:30" H:4.75" D:20.75"



Model #	Colour	Venting	Size
CY1000R	White	3 1/4" x 10"	30"
CY1000R	Almond	3 1/4" x 10"	30"
CY1000R	Black	3 1/4" x 10"	30"
CY1000R	Stainless Steel	3 1/4" x 10"	30"



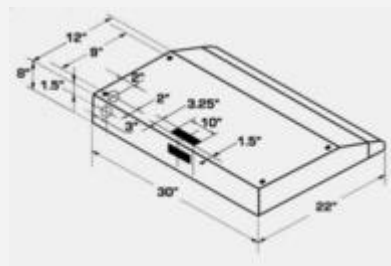
The Fusion of Design and Performance



**CY-3000/R
UNDER MOUNT**

Ultra-quiet motors keep the noise level extremely low without sacrificing the fan's power. Features a digital push button control panel, six available speed settings, time-delay off functions, and a sleek narrow frame. The fan blades are Teflon-coated that separate grease from the airflow, depositing it into grease cups. The cups are hidden within the machine for a cleaner look with accessible handles to easily dispose of the grease.

Air Flow Volume:	680 CFM
Electrical Connection:	120V/60Hz
Electrical Consumption:	200 watts
Fan Speed:	1550 RPM
Colours:	White, Black, Stainless Steel
Venting:	3.25" x 10" Rectangular (Top or Rear)
Dimensions:	W:30 H:8" D:22"



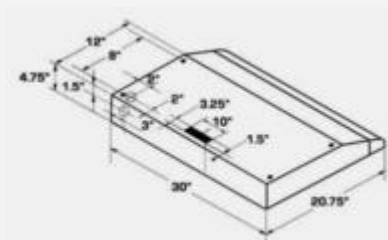
Model #	Colour	Venting	Size
CY3000R	White	3 1/4" x 10"	30"
CY3000R	Black	3 1/4" x 10"	30"
CY3000R	Stainless Steel	3 1/4" x 10"	30"



**CYS-1000/R
UNDER-MOUNT**

Identical in body to the CY-1000 but with only one centered fan. Can be set on either low or high speed and is capable of removing air at a rate of 300 cubic feet per minute (CFM) from the cooking area. Perfect for those with light cooking habits. Features Teflon-coated fan blades that separate the grease from the airflow and a grease cup for hassle-free collection and disposal of grease without a messy filter that reduces power.

Air Flow Volume:	300 CFM
Electrical Connection:	120V/60Hz
Electrical Consumption:	160 watts
Fan Speed:	1550 RPM
Colours:	White, Black, Stainless Steel
Venting:	3.25" x 10" (Rectangular Top Venting Only)
Dimensions:	W:30" H:4.75" D:20.75"



Model #	Colour	Venting	Size
CYS100024R	White	3 1/4" x 10"	24"
CYS100024R	Black	3 1/4" x 10"	24"
CYS100024R	Stainless Steel	3 1/4" x 10"	24"
CYS100030R	White	3 1/4" x 10"	30"
CYS100030R	Black	3 1/4" x 10"	30"
CYS100030R	Stainless Steel	3 1/4" x 10"	30"



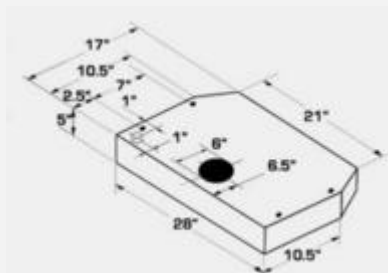
The Fusion of Design and Performance



**BOX2000
INSERT**

For those who prefer discretion, the BOX2000 is designed to be inserted underneath the cabinetry with the machine hidden. The fan and light switches are located on the underside of the machine for easy access and control. The range hood cannot be seen from eye-level, allowing you to arrange your cabinets as though there were no fan, creating a fluid and elegant impression. The design is absolutely unique to Cyclone. Features Teflon-coated fan blades that separate the grease from the airflow and grease cups for hassle-free collection and disposal of grease without messy filters that reduce power.

Air Flow Volume:	680 CFM
Electrical Connection:	120V/60Hz
Electrical Consumption:	200 watts
Fan Speed:	1550 RPM
Colours:	White, Stainless Steel
Venting:	6" Round (Top Only)
Dimensions:	W:28" H:5" D:17"



Model #	Colour	Venting	Size
BOX2000	White	6"	28"
BOX2000	Black	6"	28"
BOX2000	Stainless Steel	6"	28"